


Rodica Dinescu

Daniela Stoica

Carmen Minulescu

Caiet de scriere

clasa I • Partea a 2-a



 **EDITURA CARMINIS**
educational

Rodica
DINESCU

Daniela
STOICA

Carmen
MINULESCU

Caiet de scriere

Clasa I

Partea 1



Copertă și ilustrații: Giorgian Gînguț

Descrierea CIP a Bibliotecii Naționale a României

DINESCU, RODICA

Caiet de scriere : clasa I / Rodica Dinescu, Daniela Stoica, Carmen Minulescu. Pitești : Carminis Educațional

2 vol.

ISBN 978-973-123-443-4

Partea 1. ISBN 978-973-123-444-1

I. Stoica, Daniela

II. Minulescu, Carmen

37

Copyright © Editura CARMINIS

Redactor: **Anastasia Budișteanu**

Tehnoredactori: **Giorgian Gînguț, Mina Suditu**

Corectură: **autoarele**

Tehnoredactare computerizată: **Editura CARMINIS**



Tiparul executat la SC Art Group Publishing S.R.L., București

Comenzile se primesc la tel./fax: **0248253022, 0248252467**


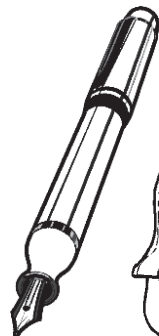

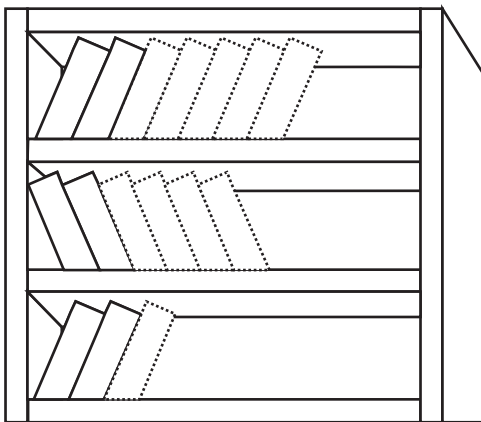
sau pe adresa: **Editura CARMINIS** str. Exercițiu, bl. D 22, sc. B, ap. 1
cod 110242, Pitești, jud. Argeș

www.carminis.ro

e-mail: editura_carminis@yahoo.com



© Editura CARMINIS





1

1111

11

11

11

11

11

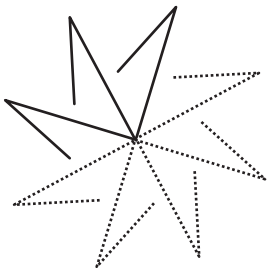
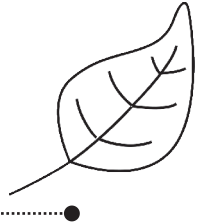
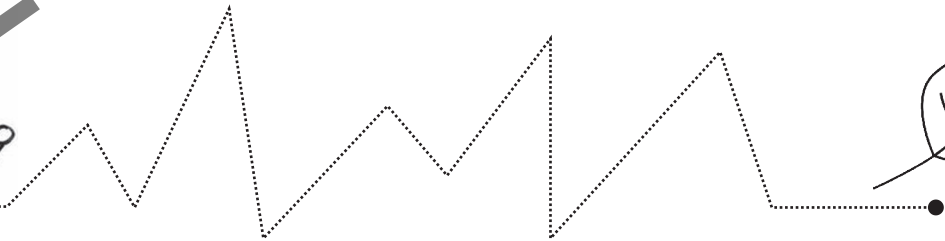

11

11

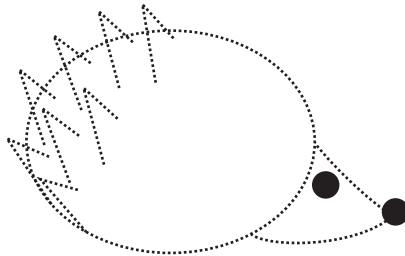
11

11

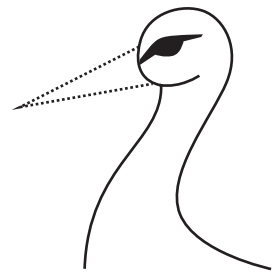
Editura CARMINIS




○ ○ ○ ○ ○ ○ ○ ○ ○ ○



— —



— —



u l r r

u u u u u

u u

u u u u u

l l

r r r r r

r r

r r r r r

r r

✿ Continuă fiecare șir, respectând modelul.

a) u l l

b) r r r

c) r r u

d) u l r r

e) u l r l



~ ~

~ ~ ~ ~

~ ~

~ ~ ~ ~ ~ ~

~ ~

~ ~ ~ ~

~ ~ ~ ~

~ ~ ~ ~ ~ ~


~ ~ ~

~ ~ ~ ~

~ ~ ~ ~ ~ ~



© Editura CARMINIS





rl

rrr

rr

rr

rlrl


rrrrrrrr

rrrrrr

rrrrrr

rrrrrr

1. Decorează covorul.



2. Stabilește ordinea corectă a activităților zilnice.



1



f 7 L

f f f f f

f f

7 7 7 7 7

7 7

L L L L L

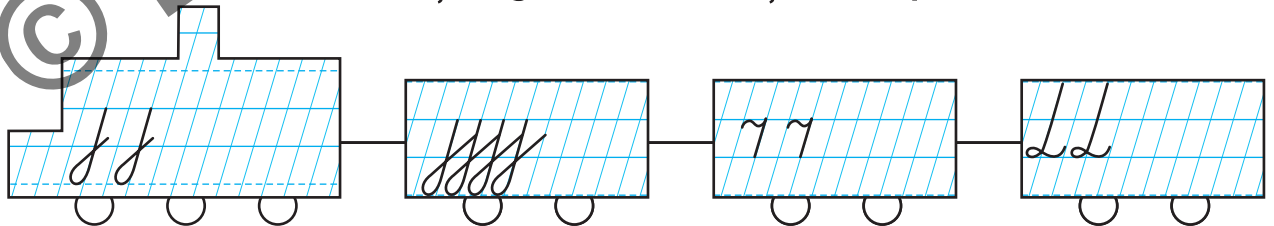
L L

f 7 L

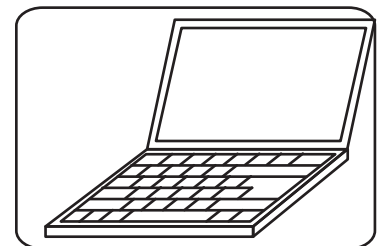

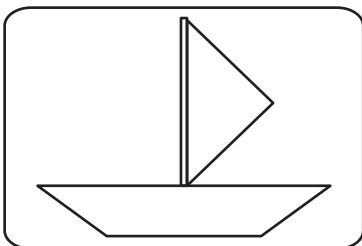
f 7 L

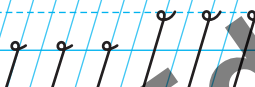
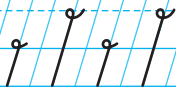
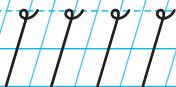
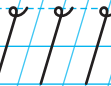
f 7 L

1. Decorează locomotiva și vagoanele trenulețului, respectând modelul.





2. Folosind culori diferite, scrie semnele grafice învățate astăzi doar în interiorul mijloacelor de transport.





© Editura CARMINIS





c o o

c o o o o

c o o o o

o o o o o

o o o

o o o o o

o o o


o

o o


c o o o c o o

c o o o c

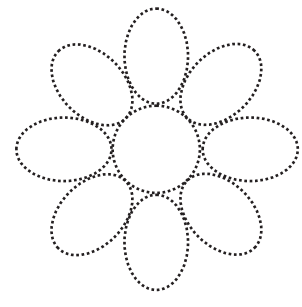
© Editura CARMINIS



— — —



— —



— —

SĂ REPETĂM!

✿ Scrie după model.

//

// //

11

ll

rr

rr

rr

rr

ll ll

oo

oo

o

© Editura CARMINIS

EVALUARE

1. Scrie semnele grafice învățate.

2. Continuă fiecare șir, respectând modelul.

a)

b)

c)

d)

3. Colorează caseta care conține litera cu care începe fiecare cuvânt.



c o a



b n m



c e f



p d b

AUTOEVALUARE

	FB	B	S
1	Semnele grafice sunt scrise corect.	Semnele grafice sunt scrise cu 1-3 greșeli.	Semnele grafice sunt scrise cu mai mult de 3 greșeli.
2	Toate șirurile sunt corecte.	3 șiruri sunt corecte.	2 șiruri sunt corecte.
3	4 litere sunt colorate corect.	3 litere sunt colorate corect.	2 litere sunt colorate corect.

Am terminat! Acum sunt 😊 😐 😞.

ȘTIU MAI MULT!

❁ Scrie o propoziție formată din patru cuvinte.

ol

a



a a a

a a

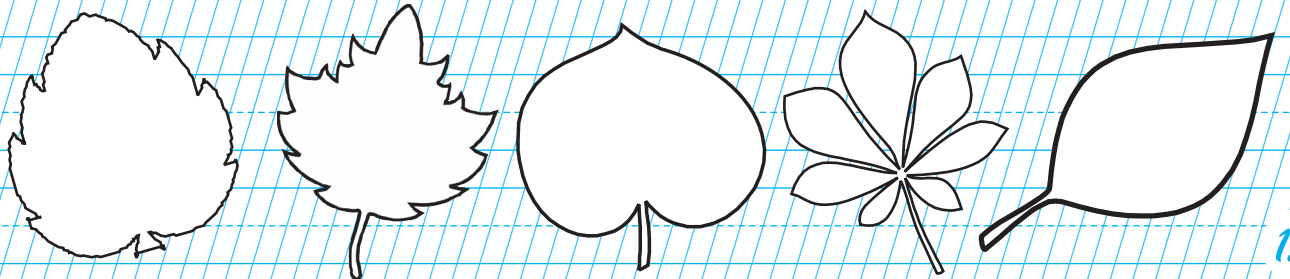
aaa aaa

1. Încercuiește literele „a” și „a”:

alună, arc, arici, bunica, acadea, amar, cămașa

țară, ac, mare, Mariana, Radu

2. Frunzele de mai jos au căzut din copaci. Decorează-le cu litera „a” și apoi colorează-le.



St

A



A A A

A A

A

a A

✿ Subliniază cuvintele scrise corect și transcrie literele învățate.

• Aura / aura

• Austria / austria


A a

• alina / Alina

• avion / Avion

m m m

m



m m

m

m

ma

am


Am

1 Transcrie: am, mama, Am.

Am




Am



Am



2.



masa



magazin



Toma

m m m

M

M

M M

M

M

mama

mama

a A m M


Am



Am



Maria



Marian



Melania



Mara

Ma••a

uu

u



uuuu

uu


mu

au,

ma,

au, am, mama,

Au!



❁ Desenează obiecte a căror denumire să conțină sunetul „u“:
la început la mijloc la sfârșit

Empty box for drawing an object starting with 'u'

Empty box for drawing an object with 'u' in the middle

Empty box for drawing an object ending with 'u'


u u

u

u u u

u

u u u




uuu!

1. A M U

am, au, mama, muma



2. Am mu... mu...



Uma a.. u. .u.

nn

n



n n n

n n

Ama

un

nu

una

1. Separă și transcrie corect.



Amunan. →

2. Barează ce este greșit și apoi copiază forma corectă.

• unu/~~unu~~ →

~~unu~~

• nama/mama →

• ana/Ana →

• mana/mama →

nr

nr



nr nr nr

nr nr

nr

Nana

Nanu

Naum

1. Ordonează cuvintele și scrie propoziția.

am, Nu, an, un. →

2. Scrie literele care lipsesc și citește ce ai obținut.

a e

a r

n a

u r

i c

a i

a n

m a

M a