

Sorina Barbu

Marina Rădulescu

Caiet de scriere

Exerciții pentru clasa I

CLASA I

ÎNȚELEG ȘI EXERSEZ

COLECȚIA

OPILUL
DEȘTEPT



Nume

Prenume

Clasa

Școala

LITERA[®]
Educational

Caiet de scriere. Exerciții pentru clasa I
Sorina Barbu, Rădulescu Marina

Copyright © 2016 Grup Media Litera
Toate drepturile rezervate



Editura Litera

O.P. 53; C.P. 212, sector 4, București, România
tel.: 021 319 63 90; 031 425 16 19; 0752 548 372
e-mail: comenzi@litera.ro

Ne puteți vizita pe



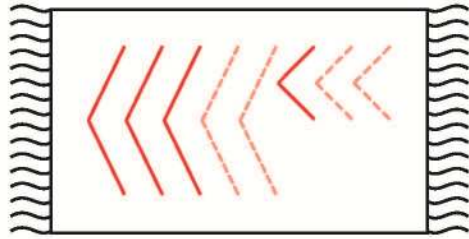



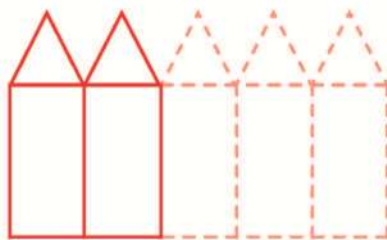

Editor: Vidrașcu și fiii
Redactori: Gabriela Niță, Mihaela Spurcaci
Corector: Carmen Bîțlan
Ilustrații: Dreamstime
Copertă: Vlad Panfilov
Tehnoredactare: Mariana Dumitru



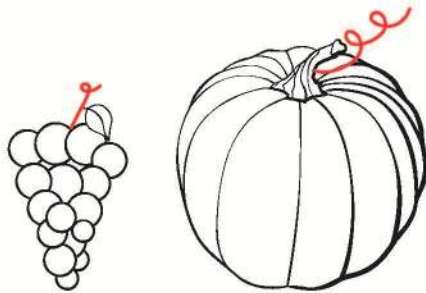



Descrierea CIP a Bibliotecii Naționale a României
BARBU, SORINA
Caiet de scriere. Exerciții pentru clasa I / Sorina Barbu,
Rădulescu Marina. - București : Litera, 2016
ISBN 978-606-33-0546-7

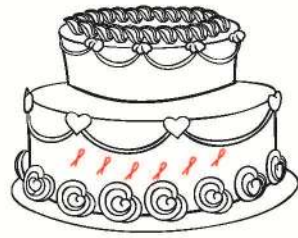
I. Barbu, Sorina
II. Rădulescu, Marina

372.47












Handwriting practice for the cursive letter 'r'. The page features a blue grid background with a vertical blue line on the left. The practice includes:

- Tracing of the cursive letter 'r' with numbered arrows indicating stroke direction.
- Tracing of the cursive letter 'l' with numbered arrows indicating stroke direction.
- Tracing of the cursive letter 'r' with numbered arrows indicating stroke direction.
- Tracing of the cursive letter 'l' with numbered arrows indicating stroke direction.
- Tracing of the cursive letter 'r' with numbered arrows indicating stroke direction.
- Tracing of the cursive letter 'l' with numbered arrows indicating stroke direction.



Handwriting practice for the cursive letters 'o', 'c', and 'j'. The page features a blue grid background with a vertical blue line on the left. The practice includes:

- Tracing of the cursive letter 'o' with numbered arrows indicating stroke direction.
- Tracing of the cursive letter 'c' with numbered arrows indicating stroke direction.
- Tracing of the cursive letter 'j' with numbered arrows indicating stroke direction.
- Tracing of the cursive letter 'o' with numbered arrows indicating stroke direction.
- Tracing of the cursive letter 'c' with numbered arrows indicating stroke direction.
- Tracing of the cursive letter 'j' with numbered arrows indicating stroke direction.
- Tracing of the cursive letter 'o' with numbered arrows indicating stroke direction.
- Tracing of the cursive letter 'c' with numbered arrows indicating stroke direction.
- Tracing of the cursive letter 'j' with numbered arrows indicating stroke direction.



a

avion a....

arici a....



1

a si

a

a

2

a

3



a

l

a

a

a



1. Scrie litera a după model. 2. Transcrie. 3. Scrie litera a la locul potrivit.





Aura
Alin

A
A...a
A...



1

A A

A

A

2

A

3



Blank handwriting practice area with a vertical line and diagonal lines.

1. Scrie litera A după model. 2. Transcrie. 3. Scrie litera a sau A în locul potrivit.





m

mama m...



1

m m

m

m

2

ma

am

mama

3

a m m a

mama

Ama

4



ma



1. Scrie litera *m* după model. 2. Copiază silabele și cuvântul *mama*. 3. Transcrie. 4. Scrie silaba *ma* la locul potrivit.

